

Ticket access control

There are several ways to do the access control for your event with the Dizizid system:

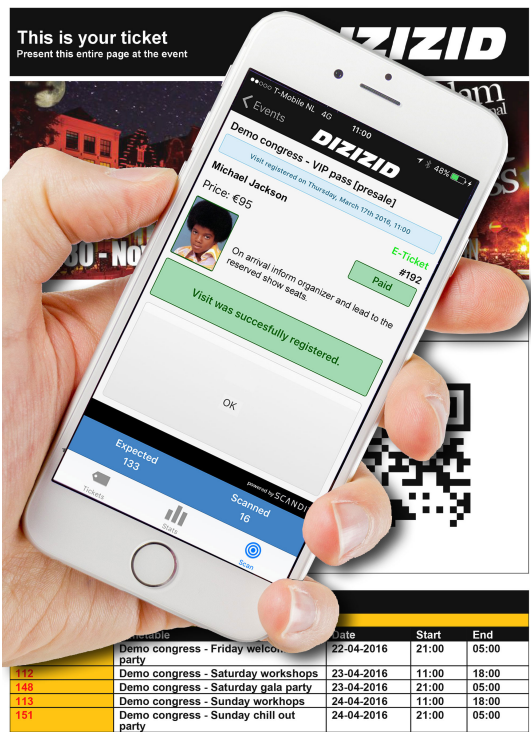
- 1. Entrance scanning with an iOS (Apple) or Android App.
- 2. List of tickets with ticket numbers and names.

FAQ

- [How do I create a printed list of tickets](#)
- [How do I use the Dizizid Entrance Management scan app](#)

Entrance scanning with an iOS (Apple) or Android App.

These apps use high level enterprise scanning solutions so they even perform better than handheld bar code scanners. You can download the App from the App store or from the Google play store by searching for "dizizid entrance management".






List of tickets with ticket numbers and names.

You can export a list of all purchased tickets of your event sorted on first name. This list can be used as a manual ticket check list. Usually this option is only used as a back up solution.


Demo congress - Friday welcome party | Friday 21:00 | All Areas | Women 30 Men 146



Picture	ID	Name	Gender	Ticket Type	Offer
	105	Andres de Vries	N/A	E-Ticket	Demo congress - Cuban pass [presale]
	104	Andres de Vries	N/A	E-Ticket	Demo congress - Cuban pass [presale]
	116	Adolfo Indacochea	M	Reservation	Demo congress - Cuban pass [presale]

	117
	42
	319
	29
	289

Dance course - super teacher [with picture] | Monday 19:00 | Amsterdam Salsa Festival Areas | Women 0 Men 0

Picture	ID	Name	Gender	Ticket Type	Offer
	1	Smiley the Monkey	N/A	Reservation	Dance course - super teacher [with picture]